



PRODUCT INFORMATION S800-Regal-4-8_TY_US - 13.10.2017 - www.vs-furniture.com

Series 800 Shelving cabinets (wide: 15.75 - 31.5).






Element cabinet (for details, see table) in the height units 2, 3, 4, 5 and 6 FH.

Type: Open shelving cabinet.

Interior equipment consisting of adjustable shelf inserts.

Construction: Models from a height of 77.625 or models with drawers and/or pullouts (DGVV Regel 108-007) must be secured to the wall or floor.

The following material groups are available to choose from: Body and bases made of chipboard: L3.

						
Series 800	H (in inches for standard base) =	33 ¹ / ₄ 2FH	48 ¹ / ₈ 3FH	62 ⁷ / ₈ 4FH	77 ⁵ / ₈ 5FH	92 ³ / ₈ 6FH
D=16 ³ / ₄	W= 15 ³ / ₄ "	44030	44031	44032	44033	44034
	W= 19 ³ / ₄ "	44130	44131	44132	44133	44134
	W= 23 ⁵ / ₈ "	44230	44231	44232	44233	44234
	W= 31 ¹ / ₂ "	44035	44036	44037	44038	44039
D=22 ⁷ / ₈	W= 15 ³ / ₄ "	44330	44331	44332	44333	44334
	W= 19 ³ / ₄ "	44430	44431	44432	44433	44434
	W= 23 ⁵ / ₈ "	44530	44531	44532	44533	44534
	W= 31 ¹ / ₂ "	44335	44336	44337	44338	44339
	Adjustable shelf inserts	1	2	3	4	5