



PRODUCT INFORMATION S500-SchrankQuer_TY_US - 22.11.2021 - www.vsamerica.com





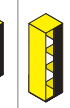



Series 500 Roller-shutter cabinet (base element).

Construction of glued bodies which can be combined next to and on top of each other into wall units (see product info for add-on element). With removable top shelf for inspection. Base made of 3/8" chipboard or 1 5/8" sheet steel.

Body of melamine-resin-coated chipboard with glued-on plastic edge, rows of holes and concealed adjustable feet. Front consisting of a horizontal roller shutter sliding to the right with aluminum handle strip and alternatively with a cylinder lock. Optionally roller shutter with acoustically effective micro-perforated structure, back panel made from chipboard or from acoustically effective micro-perforated sheet and with top cover.

Interior equipment with adjustable shelf inserts or for 33 1/2", 47 1/4" and 63" roller-shutter cabinets different combinations of hanging frames and wide drawers.

The following material groups are available to choose from: Roller cover made of plastic: C(astral silver, white); Body and bases made of chipboard: L6; Cover top veneered: F1.

	*with 3/8" socket									
Series 500	h	14 3/4* 10H	29 1/2* 20H	44 3/8* 30H	59 1/8* 40H	73 7/8* 50H				
d 16 3/4 (inside 11 7/8)	w= 16 3/4 (inside 13 1/4)	42351	42352	42353	42354	42355				
	w= 33 1/2 (inside 30)	42341	42342	42343	42344	42345				
	w= 47 1/4 (inside 30+13 1/8)			42347	42348	42349	42350			
	w= 64 1/4 (inside 30+30)			42339	42340					
d 18 7/8 (inside 15)	w= 16 3/4 (inside 13 1/4)	42451	42452	42453	42454	42455				
	w= 33 1/2 (inside 30)	42441	42442	42443	42444	42445				
	w= 47 1/4 (inside 30+13 1/8)			42447	42448	42449	42450			
	w= 64 1/4 (inside 30+30)			42439	42440					
	Shelves	-	1	2	2	4	3	6	4	8