



PRODUCT INFORMATION Jumper-Ply-Move_TY_US - 28.09.2020 - www.vsamerica.com








JUMPER Ply Move Office swivel chair for seated and standing workplaces.

Frame consisting of an aluminium star-foot and plastic-covered gas spring mechanism. Plus model for raised seated/standing workplaces with castors that are locked in place when under load and a fixable foot ring that is height-adjustable in 3-cm steps. Available as both a chair and armrest chair.

Seat shell made from beech plywood (Ply) with anti-slip paint, concealed seat fixing and grip hole. Optionally available with upholstered seat or all-round upholstery, each with taut fabric cover.

Equipment and options. Depending on the model, equipped with glide elements or castors for hard or soft floorings or with 2C universal glide elements. Optionally available with particularly ergonomic 3D rocker mechanism.

The following material groups are available to choose from: Frame made of steel tube: M1,(chrome-plated); Seat and backrest: H3; Fabric cover: S40,46,51,52,64,73,74,78,79,80,81.

		Upholstery: Seat 5/8" Backrest 3/8"						
								
		33560	33561	33562	33563	33564	33565	
JUMPER Ply Move	Lift	18½-17¼-23¾-17¾	19½-18¾-24¾-17¾		18½-17¼-23¾-17¾		19½-18¾-24¾-17¾	
	Seat w-h-d	28-33¾-39¾-28		28-33¾-39¾-28		28-33¾-39¾-28		28-33¾-39¾-28
	Total w-h-d					257/8-317/8		
	Armrest h							
	Seat shell h+ (with castors)					XL		+ ¼
Plus		33570	33571	33572	33573	33574	33575	33576
	Seat w-h-d	18½-21¼-32½-17¾	19½-217/8-32¾-17¾		18½-21¼-32½-17¾		19½-217/8-32¾-17¾	17¾-20-32¾-165/8
	Total w-h-d	257/8-37-47¾-257/8	257/8-37½-48¾-257/8	257/8-37¾-48¾-257/8	257/8-37-47¾-257/8	257/8-37½-48¾-257/8	257/8-37¾-48¾-257/8	23¾-34¾-45½-23¾
	Armrest h					29½-40¼		
	Seat shell h+ (with castors)			XL				L
				+ ¼				+ 1